
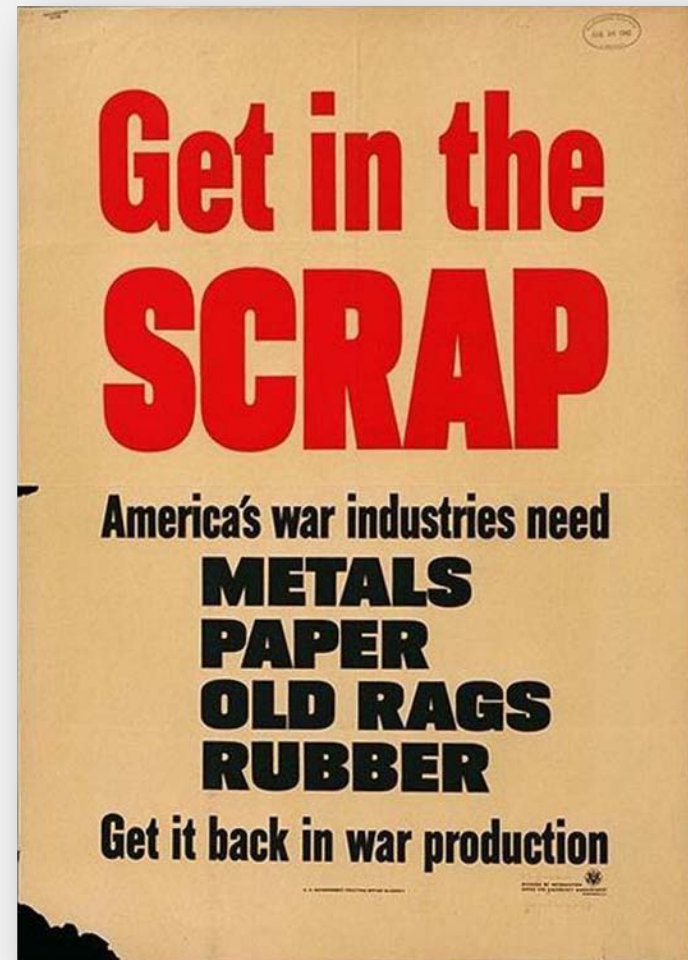



GET IN THE SCRAP

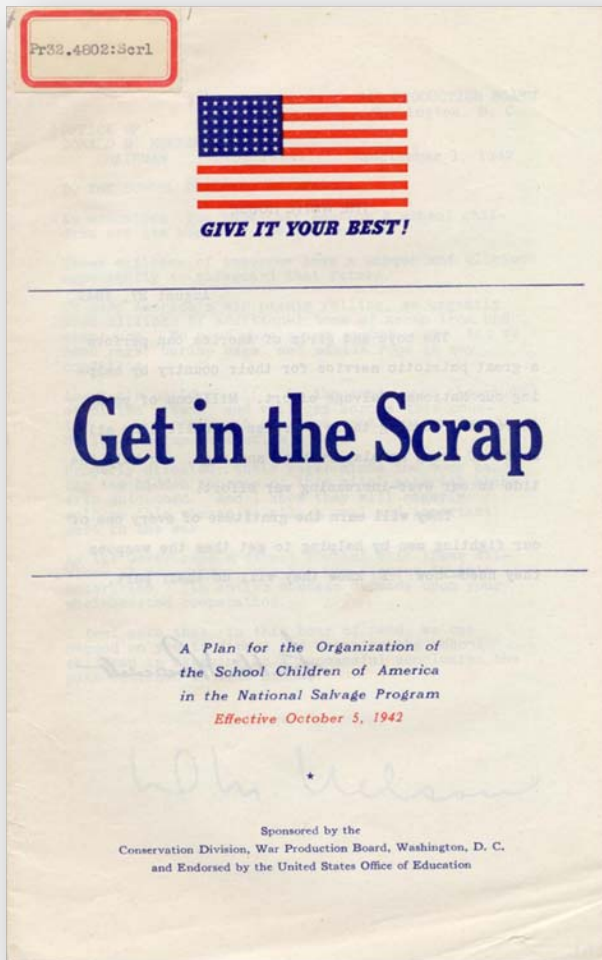
Sidebar 10.6 | 16A:153:EXZ - USA in a World at War 1931-1945

- Conservation programs had a number of important targets—including metals, rubber, wood, and paper.







Sidebar 10.6 Get in the Scrap



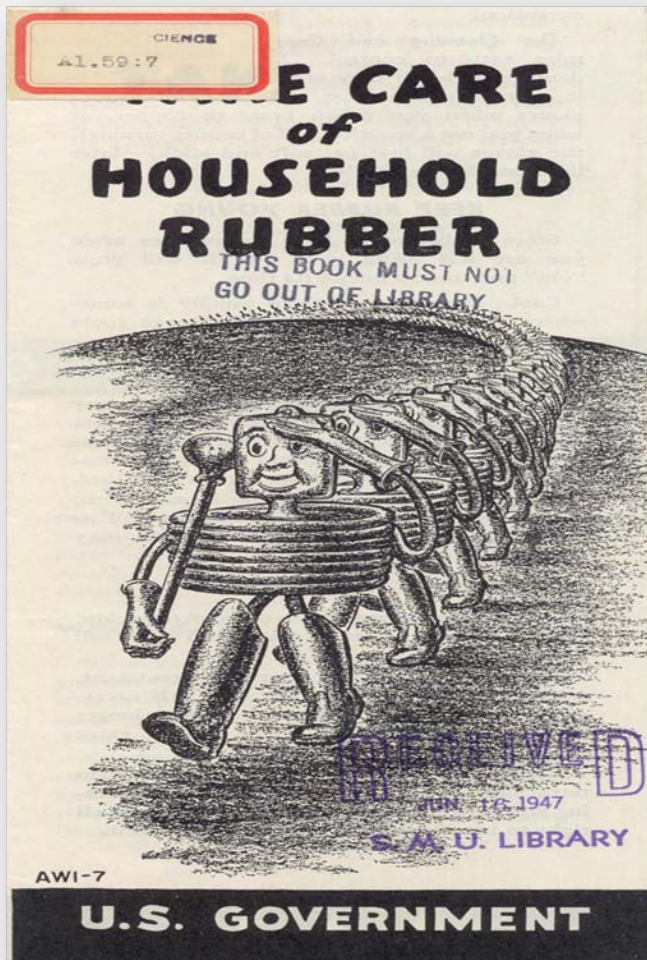
- Scrap and recycling drives were often seen as ways of involving children (schools, scout troops) in the war effort.

[Click here to view full document.](#)





Sidebar 10.6 Get in the Scrap



[Click here to view full document.](#)





[Click here to play
“Scrap Happy Daffy”](#)

HERE'S YOUR OPPORTUNITY TO HELP

Our boys on the battlefields are waging a mechanical war. They do not have a chance to win unless you do your part on the home front.

GLEAN - GATHER - GIVE for VICTORY

Turn these materials into the channels of WAR PRODUCTION:

- 1. ALL TYPES OF METALS —**
Steel, iron, copper, brass, old tools, utensils, etc.
- 2. FAT GREASES —**
Make glycerine for explosives, medicines, etc. STRAIN INTO TIN CAN AND TAKE TO NEAREST BUTCHER.
- 3. TIN CANS —**
Needed for precious tin and steel. WASH, OPEN ENDS, FLATTEN, REMOVE WRAPPER. IN SALT LAKE, OGDEN, AND PROVO, TAKE TO NEAREST SCHOOL. Rest of state take to grocery store.
- 4. NYLON AND SILK HOSIERY —**
Needed for powder bags, parachutes, etc. TAKE TO NEAREST HOSIERY COUNTER.
- 5. RAGS —**
Needed for roofing, shipping cartons, wiping cloths, etc. WATCH NEWSPAPERS and follow instructions on collection.

BE PATRIOTIC — Don't wait for someone to call for this vital war material. Follow the example of our fighting men and GET YOUR MATERIAL TO THE BATTLEFRONT.

Sponsored by
JAMES A. HOGLE COMPANY

SALVAGE PLEDGE CARD



We Save Junk
Needed for Fighting Weapons

I promise to reexamine our premises thoroughly for such waste materials as metals, rubber, burlap bags and rags, excepting materials we cannot do without.

I further promise to cooperate in getting this material into war production by giving it to a charity, selling it to a Junk dealer, or seeing it taken to a Salvage Depot.

Name _____

Address _____

City _____ State _____


Special help will be needed at this address to move the material described below:

Date _____ Signed _____

Have cards like this (postcard size) prepared locally and signed at every home in the community.



Official Salvage Depot should be identified with a banner like this, printed or painted red, white and blue. Paper banners can be obtained through Executive Secretaries of State Salvage Commissions.



Cards like this for all volunteer workers will be available through State Executive Secretaries.



Telephone pole markers like this have proved very economic.



Banners like this can be ordered at once through the Executive Secretary of your State Salvage Commission.

**BOMB RINGS ARE MADE OF
PAPER**



There's a critical shortage of
WASTE PAPER

SAVE { A BUNDLE A WEEK
SOME BOY'S LIFE

U. S. Victory Waste Paper Campaign

Sum 12/22

**YOU COULD BE SHOT
FOR WASTING PAPER**

IN GERMANY OR JAPAN

They know the value of this precious war material.

And *nobody* over there throws away old boxes, cartons, bags, newspapers. They don't *dare!*

All are carefully saved, bundled and turned in to make weapons, equipment and new wrappings.

But right now on our home front, 25 war plants are shut down because we haven't any regular waste paper collection methods.

For those you love, who are fighting this war for you, start your own waste-paper-saving drive. Turn it in regularly . . . a bundle a week.

Start saving today!

SAVE { A BUNDLE A WEEK
SOME BOY'S LIFE



Newspapers: Fold them flat (the way the paper boy sells them) and tie them in bundles about 12 inches high.



Magazines and Books: Tie them in bundles about 18 inches high.



Corrugated and Cardboard Boxes and Cartons: Flatten them out and tie them in bundles about 12 inches high.



Wastebasket Paper (Wrappers, Envelopes, Etc.): Flatten and pack down in a box or bundle, so that it can be carried.

U. S. Victory WASTE PAPER Campaign

SAVE A BUNDLE A WEEK
SAVE SOME BOY'S LIFE

Sum 12/22



- Special attention was paid to the conservation of cooking fats—both because the glycerin and other byproducts were useful to the war effort and (as importantly) because the task served as a constant and daily reminder of the importance of making routine sacrifices at home.



Keep `Em Frying!

I STRAIN AWAY IMPURITIES FROM FAT WITH A **KLEENEX** TISSUE, THEN SAVE THE GREASE FOR FUTURE USE
(from a letter by J. W. S., Springfield, Mo.)

NOTE— *BUTCHERS BUY STRAINED GREASE FOR DEFENSE BECAUSE IT HELPS MAKE EXPLOSIVES!*

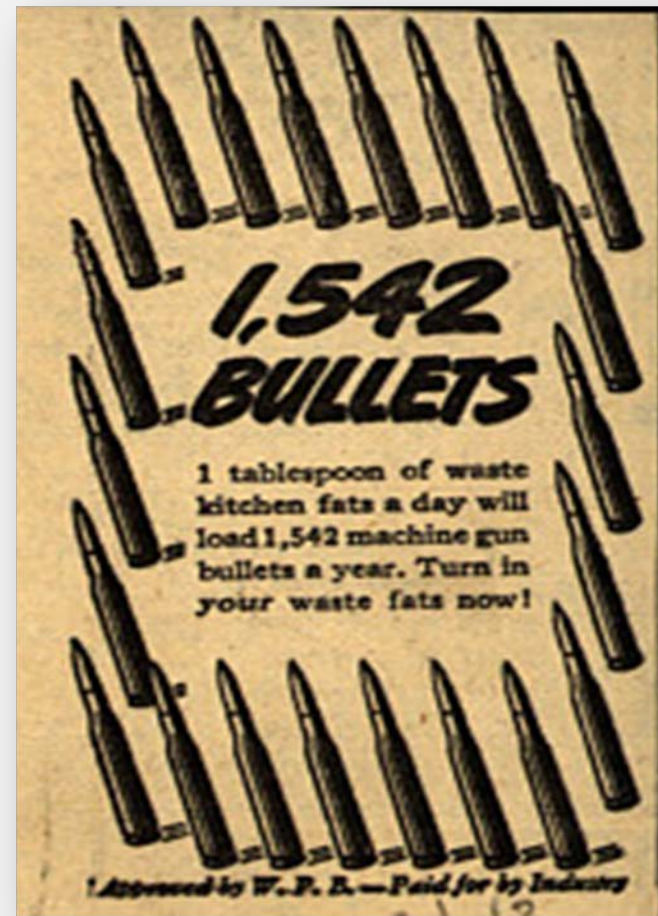


The illustration shows a woman with a flower in her hair, wearing a polka-dot dress, holding a frying pan over a stove. A sign in the foreground reads "HELP NATIONAL DEFENSE".



[Click here to view full document.](#)





Ach! Those



**AMERICAN
HOUSEWIVES**

"Are they making it hard for me and my armies!" You're darn right we are, Adolf. We're saving waste fats—from frying and roasting. After we get all the cooking good out of them, we're rushing them to our meat dealers—by the canful. Those fats make glycerine and glycerine makes gunpowder. If we all save as little as one tablespoon a day—we'll soon be blasting you back to Berlin.

**Waste Fats Urgently Needed
—Turn Yours in Now**

*Approved by the War Production Board.
Paid for by Industry.*

4-9-43

Dear Mom: *The South Pacific*

Gosh, do we need your help! The gunpowder I use here is made from glycerine. The waste fats you get from roasting, frying and so on make glycerine. Save them—for me, will you, Mom? Just a tablespoon a day will help. Turn them into your butcher as soon as you get a can full. It's the best way you can help me keep firing! Do it today, Mom. Love, Joe

4/17/43

Approved by the War Production Board. Paid for by Industry.



**I AM SAVING
KITCHEN FAT**

NAZI-JAP ERASER

Cut out this label, paste it on an empty container and start saving MORE kitchen fats and greases for Uncle Sam to make into explosives. Or send a stamped, self-addressed envelope to the Almanack and receive free a couple of gummed labels like the above—in patriotic colors. The American Weekly Housewife's Food Almanack, P. O. Box 191, Grand Central Annex, New York City.



Pass the Ammunition!

The fats and greases you save in your kitchen are *ammunition* when they reach the fighting front. Salvage every speck and turn it in to your neighborhood collecting center. Every drop of fat and grease is an important contribution to the war effort.

The NARRAGANSETT ELECTRIC Company

SAVE ALL FATS and GREASES

Click here to play the Disney cartoon
“Out of the Frying Pan . . .”



- One of the most famous posters of the war years makes the argument for restricting car use.





Giving the Axis a Lift

